

**JAWAHARLAL NEHRU TECHNOLOGICAL UNIVERSITY
HYDERABAD**

III Year B.Tech. IT - II Sem **L** **T/P/D** **C**

4 **1/-/-** **4**

(56032) WEB TECHNOLOGIES

UNIT-I: **www.engineershutub.in**

HTML Common tags- List, Tables, images, forms, Frames; Cascading Style sheets;

UNIT-II:

Introduction to Java Scripts, Objects in Java Script, Dynamic HTML with Java Script

UNIT-III:

XML: Document type definition, XML Schemas, Document Object model, Presenting XML, Using XML Processors: DOM and SAX

UNIT-IV:

Java Beans: Introduction to Java Beans, Advantages of Java Beans, BDK Introspection, Using Bound properties, Bean Info Interface, Constrained properties Persistence, Customizes, Java Beans API, Introduction to EJB's

UNIT-V:

Web Servers and Servlets: Tomcat web server, Introduction to Servlets: Lifecycle of a Servlet, JSDK, The Servlet API, The javax.servelet Package, Reading Servlet parameters, Reading Initialization parameters. The javax.servelet HTTP package, Handling Http Request & Responses, Using Cookies-Session Tracking, Security Issues,

UNIT-VI:

Introduction to JSP: The Problem with Servlet. The Anatomy of a JSP Page, JSP Processing. JSP Application Design with MVC Setting Up and JSP Environment: Installing the Java Software Development Kit, Tomcat Server & Testing Tomcat

UNIT-VII:

JSP Application Development: Generating Dynamic Content, Using Scripting Elements Implicit JSP Objects, Conditional Processing – Displaying Values Using an Expression to Set an Attribute, Declaring Variables and Methods Error Handling and Debugging Sharing Data Between JSP pages, Requests, and Users Passing Control and Date between Pages – Sharing Session and Application Data – Memory Usage Considerations

UNIT VIII: **www.engineershutub.in**

Database Access : Database Programming using JDBC, Studying Javax.sql.* package, Accessing a Database from a JSP Page, Application – Specific Database Actions, Deploying JAVA Beans in a JSP Page, Introduction to struts framework..

TEXT BOOKS:

1. Programming world wide web-Sebesta, Pearson
2. Java: the complete reference, 7th edition, Herbert Schildt, TMH.
3. Core SERVLETS AND JAVA SERVER PAGES VOLUME 1: CORE TECHNOLOGIES By Marty Hall and Larry Brown Pearson (UNITs 5,6,7,8)

REFERENCE BOOKS:

1. Web Programming, building internet applications, Chris Bates 2nd edition, WILEY Dreamtech
2. Internet and World Wide Web – How to program by Dietel and Nieto PHI/Pearson Education Asia.
3. Jakarta Struts Cookbook , Bill Siggelkow, S P D O'Reilly for chap 8.
4. Murach's beginning JAVA JDK 5, Murach, SPD
5. An Introduction to web Design and Programming –Wang-Thomson
6. Web Applications Technologies Concepts-Knuckles, John Wiley
7. Programming world wide web-Sebesta, Pearson
8. Web Warrior Guide to Web Programmung-Bai/Ekedaw-Thomas
9. Beginning Web Programming-Jon Duckett WROX.
10. Java Server Pages, Pekowsky, Pearson.

**JAWAHARLAL NEHRU TECHNOLOGICAL UNIVERSITY
HYDERABAD**

III Year B.Tech. IT - II Sem **L** **T/P/D** **C**

3 **1/-/** **3**

(56051) OPERATIONS RESEARCH

(OPEN ELECTIVE)

www.engineershutub.in

UNIT I

Introduction to Operations Research: Basics definition, scope, objectives, phases, models and limitations of Operations Research. Linear Programming Problem – Formulation of LPP, Graphical solution of LPP. Simplex Method, Artificial variables, big-M method, two-phase method, degeneracy and unbound solutions.

UNIT II

Transportation Problem. Formulation, solution, unbalanced Transportation problem. Finding basic feasible solutions – Northwest corner rule, least cost method and Vogel's approximation method. Optimality test: the stepping stone method and MODI method.

UNIT III

Assignment model. Formulation. Hungarian method for optimal solution. Solving unbalanced problem. Traveling salesman problem and assignment problem.

UNIT IV

Sequencing models. Solution of Sequencing Problem – Processing n Jobs through 2 Machines – Processing n Jobs through 3 Machines – Processing 2 Jobs through m machines – Processing n Jobs through m Machines.

UNIT V

Dynamic programming. Characteristics of dynamic programming. Dynamic programming approach for Priority Management employment smoothing, capital budgeting, Stage Coach/Shortest Path, cargo loading and Reliability problems.

UNIT VI

Games Theory. Competitive games, rectangular game, saddle point, minimax (maximin) method of optimal strategies, value of the game. Solution of games with saddle points, dominance principle. Rectangular games without saddle point – mixed strategy for 2 X 2 games.

UNIT VII

Replacement Models. Replacement of Items that Deteriorate whose maintenance costs increase with time without change in the money value. Replacement of items that fail suddenly: individual replacement policy, group replacement policy.

UNIT VIII

www.engineershutub.in

Inventory models. Inventory costs. Models with deterministic demand – model (a) demand rate uniform and production rate infinite, model (b) demand rate non-uniform and production rate infinite, model (c) demand rate uniform and production rate finite.

TEXT BOOKS:

1. P. Sankara Iyer, "Operations Research", Tata McGraw-Hill, 2008.
2. A.M. Natarajan, P. Balasubramani, A. Tamilarasi, "Operations Research", Pearson Education, 2005.

REFERENCE BOOKS:

1. J K Sharma., "Operations Research Theory & Applications , 3e", Macmillan India Ltd, 2007.
2. P. K. Gupta and D. S. Hira, "Operations Research", S. Chand & co., 2007.
3. J K Sharma., "Operations Research, Problems and Solutions, 3e", Macmillan India Ltd.
4. N.V.S. Raju, "Operations Research", HI-TECH, 2002.
5. Panneerselvam, "Operations Research", PHI-2e, 2006, rp2008.
6. Operations Research, Ravindran, Phillips, Solberg, 2nd edition, Wiley India.
7. Operations Research, W.L. Winston, 4th edition, Cengage Learning.
8. Col. D. S. Cheema, "Operations Research", Laxmi Publications Ltd., 2005.
9. F.S. Hillier, G.J. Lieberman, "Introduction to Operations Research – 8ed", Tata McGraw-Hill, 2005, rp2007.
10. H.S. Kasana & K.D. Kumar, "Introductory Operations Research – Theory and applications", Springer, 2003, rp2005.
11. Billy E. Gillett, "Introduction to Operations Research – A Computer-Oriented Algorithmic Approach", Tata McGraw-Hill, 1979, rp2004.

**JAWAHARLAL NEHRU TECHNOLOGICAL UNIVERSITY
HYDERABAD**

III Year B.Tech. IT - II Sem L T/P/D C

3 1/- 3

(56052) INTELLECTUAL PROPERTY RIGHTS AND CYBER

LAW

(OPEN ELECTIVE)

www.engineershub.in

zUNIT-I:

Introduction to Intellectual Property, Law of Trademarks, Trademark Selection & Searching

IP Law – Types of IP - Agencies for IP Registration – International Treaties. Purpose and Function of Trademarks – Types of marks – Acquisition of Trademark Rights – Categories of marks – Trade names and Business names – protectable matter. Selection and Evaluation of a mark - Trademark search.

UNIT-II:

Trademark Registration Process, Post-registration Procedures, Trademark Maintenance, Transfer of Rights to Marks : Preparing and Filing the Application - Docketing Critical Dates - Examination Process - Post-examination Procedure – Registration. Affidavit of Continued Use – Affidavit of Incontestability – Renewal of Registrations – Docketing Requirements – Loss of Trademark Rights – Trademark Use and Compliance Policies – Trademark Policing and Maintenance - Use of Marks Owned by Third Parties – Transfer of Ownership or Rights in Trademarks.

UNIT-III:

Inter Partes Proceedings, Infringement, Dilution, New Developments in Trademark Law

Inter Partes Proceedings – Infringement of Trademarks – Dilution of Trademarks – Related Trademark Claims. Protecting a Domain Name – Other Cyberspace Trademark issues.

UNIT-IV:

Law of Copyright, Subject Matter Of Copyright, Rights Afforded by Copyright Law

Foundations of Copyright Law – Originality of Material – Fixation of Material – Exclusions from Copyright Protection – Compilations, Collections, and Derivative Works. Rights of Reproduction – Rights to Prepare Derivative works – Rights of Distribution – Rights to Perform the Work Publicly – Rights to Display the Work Publicly – Limitations on Exclusive Rights.

UNIT-V:

Copyright Ownership, Transfers, Duration, Registration, and Searching

Copyright Ownership Issues – Joint works – Ownership in Derivative works – Works Made for hire – Transfers of Copyright – Termination of Transfers of Copyright – Duration of Copyright. Copyright Registration Application – Deposit Materials – Application Process and Registration of Copyright – Searching Copyright Office Records – Obtaining Copyright Office Records and Deposit Materials – Copyright Notice.

UNIT-VI:

Copyright Infringement, New Developments in Copyright Law, Semiconductor Chip Protection Act: Elements of Infringement – Contributory Infringement and Vicarious Infringement – Defenses to Infringement – Infringement Actions – Remedies for Infringement. Copyright Protection for Computer Programs – Copyright Protection for Automated Databases – Copyright in the Electronic Age – The Digital Millenium Copyright Act – Recent Developments in Copyright Law – Terms of the Trade – Vessel Hull Protection – Semiconductor Chip Protection.

UNIT-VII:

Law of Patents, Patent Searches, Ownership, Transfer

Patentability – Design Patents – Double Patenting – Patent Searching – Patent Application Process – Prosecuting the Application, Post-issuance Actions, Term and Maintenance of Patents. Ownership Rights – Sole and Joint Inventors – Disputes over Inventorship – Inventions Made by Employees and Independent Contractors – Assignment of Patent Rights – Licensing of Patent Rights – Invention Developers and Promoters.

UNIT-VIII:

Patent Infringement, New Developments and International Patent Law

Direct Infringement – Inducement to Infringe – Contributory Infringement – First Sale Doctrine – Claims Interpretation – Defenses to Infringement – Remedies for Infringement – Resolving an Infringement Dispute – Patent Infringement Litigation. New Developments in Patent Law – International Patent Protection – Paris Convention – Patent Cooperation Treaty – Agreement on Trade Related Aspects of Intellectual Property Rights – Patent Law Treaty.

TEXT BOOK:

1. Intellectual Property Rights by Deborah E. Bouchoux, Cengage Learning.

REFERENCES:

1. Managing Intellectual Property – The Strategic Imperative, Second Edition by Vinod V. Sople, PHI Learning Private Limited.
2. Intellectual Property – Copyrights, Trademarks, and Patents by Richard Stim, Cengage Learning

**JAWAHARLAL NEHRU TECHNOLOGICAL UNIVERSITY
HYDERABAD**

III Year B.Tech. IT - II Sem	L	T/P/D	C
	3	1/-/-	3

(56053) COMPUTER FORENSICS

(OPEN ELECTIVE)

UNIT-I

Computer Forensics Fundamentals: What is Computer Forensics?, Use of Computer Forensics in Law Enforcement, Computer Forensics Assistance to Human Resources/Employment Proceedings, Computer Forensics Services, Benefits of Professional Forensics Methodology, Steps taken by Computer Forensics Specialists

Types of Computer Forensics Technology: Types of Military Computer Forensic Technology, Types of Law Enforcement – Computer Forensic Technology – Types of Business Computer Forensic Technology

UNIT-II

Computer Forensics Evidence and Capture: Data Recovery Defined – Data Back-up and Recovery – The Role of Back-up in Data Recovery – The Data-Recovery Solution

Evidence Collection and Data Seizure: Why Collect Evidence? Collection Options – Obstacles – Types of Evidence – The Rules of Evidence – Volatile Evidence – General Procedure – Collection and Archiving – Methods of Collection – Artifacts – Collection Steps – Controlling Contamination: The Chain of Custody

UNIT-III

Duplication and Preservation of Digital Evidence: Preserving the Digital Crime Scene – Computer Evidence Processing Steps – Legal Aspects of Collecting and Preserving Computer Forensic Evidence

Computer Image Verification and Authentication: Special Needs of Evidential Authentication – Practical Consideration – Practical Implementation

UNIT-IV

Computer Forensics analysis and validation: Determining what data to collect and analyze, validating forensic data, addressing data-hiding techniques, performing remote acquisitions

Network Forensics: Network forensics overview, performing live acquisitions, developing standard procedures for network forensics, using network tools, examining the honeynet project.

UNIT-V

www.engineershub.in

Processing Crime and Incident Scenes: Identifying digital evidence, collecting evidence in private-sector incident scenes, processing law enforcement crime scenes, preparing for a search, securing a computer incident or crime scene, seizing digital evidence at the scene, storing digital evidence, obtaining a digital hash, reviewing a case

UNIT-VI

Current Computer Forensic tools: evaluating computer forensic tool needs, computer forensics software tools, computer forensics hardware tools, validating and testing forensics software

UNIT-VII

E-Mail Investigations: Exploring the role of e-mail in investigation, exploring the roles of the client and server in e-mail, investigating e-mail crimes and violations, understanding e-mail servers, using specialized e-mail forensic tools

Cell phone and mobile device forensics: Understanding mobile device forensics, understanding acquisition procedures for cell phones and mobile devices.

UNIT-VIII

Working with Windows and DOS Systems: understanding file systems, exploring Microsoft File Structures, Examining NTFS disks, Understanding whole disk encryption, windows registry, Microsoft startup tasks, MS-DOS startup tasks, virtual machines.

TEXT BOOK:

1. Computer Forensics, Computer Crime Investigation by John R. Vacca, Firewall Media, New Delhi.
2. Computer Forensics and Investigations by Nelson, Phillips Enfinger, Steuart, CENGAGE Learning

REFERENCE BOOKS:

1. Real Digital Forensics by Keith J. Jones, Richard Bejtlich, Curtis W. Rose, Addison- Wesley Pearson Education
2. Forensic Compiling, A Tractitioneris Guide by Tony Sammes and Brian Jenkinson, Springer International edition.
3. Computer Evidence Collection & Presentation by Christopher L.T. Brown, Firewall Media.
4. Homeland Security, Techniques & Technologies by Jesus Mena, Firewall Media.
5. Software Forensics Collecting Evidence from the Scene of a Digital Crime by Robert M.Slade, TMH 2005
6. Windows Forensics by Chad Steel, Wiley India Edition.

**JAWAHARLAL NEHRU TECHNOLOGICAL UNIVERSITY
HYDERABAD**

III Year B.Tech. IT - II Sem	L	T/P/D	C
	3	1/-/-	3

(56030) NETWORK SECURITY

UNIT - I

Security Attacks (Interruption, Interception, Modification and Fabrication), Security Services (Confidentiality, Authentication, Integrity, Non-repudiation, access Control and Availability) and Mechanisms, A model for Internetwork security, Internet Standards and RFCs, Buffer overflow & format string vulnerabilities, TCP session hijacking, ARP attacks, route table modification, UDP hijacking, and man-in-the-middle attacks.

UNIT - II

Conventional Encryption Principles, Conventional encryption algorithms, cipher block modes of operation, location of encryption devices, key distribution Approaches of Message Authentication, Secure Hash Functions and HMAC.

UNIT - III

www.engineershub.in

Public key cryptography principles, public key cryptography algorithms, digital signatures, digital Certificates, Certificate Authority and key management Kerberos, X.509 Directory Authentication Service.

UNIT - IV

Email privacy: Pretty Good Privacy (PGP) and S/MIME.

UNIT - V

IP Security Overview, IP Security Architecture, Authentication Header, Encapsulating Security Payload, Combining Security Associations and Key Management.

UNIT - VI

Web Security Requirements, Secure Socket Layer (SSL) and Transport Layer Security (TLS), Secure Electronic Transaction (SET).

UNIT - VII

Basic concepts of SNMP, SNMPv1 Community facility and SNMPv3.

Intruders, Viruses and related threats.

UNIT - VIII

Firewall Design principles, Trusted Systems. Intrusion Detection Systems.

TEXT BOOKS:

1. Network Security Essentials (Applications and Standards) by William

Stallings Pearson Education. www.engineershub.in

2. Hack Proofing your network by Ryan Russell, Dan Kaminsky, Rain Forest Puppy, Joe Grand, David Ahmad, Hal Flynn Ido Dubrawsky, Steve W.Manzuik and Ryan Permech, Wiley Dreamtech

REFERENCES:

1. Network Security and Cryptography: Bernard Menezes, CENGAGE Learning.
2. Network Security - Private Communication in a Public World by Charlie Kaufman, Radia Perlman and Mike Speciner, Pearson/PHI.
3. Cryptography and network Security, Third edition, Stallings, PHI/ Pearson
4. Principles of Information Security, Whitman, Cengage Learning.
5. Cryptography and network Security, B.A.Forouzan, D.Mukhopadhyay, 2nd edition, TMH.
6. Introduction to Cryptography, Buchmann, Springer.
7. Fundamentals of Network Security by Eric Maiwald (Dreamtech press)
8. Information Systems Security, Godbole, Wiley Student Edition.
9. Network Security: The complete reference, Robert Bragg, Mark Rhodes, TMH

**JAWAHARLAL NEHRU TECHNOLOGICAL UNIVERSITY
HYDERABAD**

III Year B.Tech. IT - II Sem	L	T/P/D	C
	4	1/-/-	4

(56054) COMPUTER GRAPHICS

UNIT I www.engineershup.in

Introduction, Application areas of Computer Graphics, overview of graphics systems, video-display devices, raster-scan systems, random scan systems, graphics monitors and work stations and input devices

UNIT II

Output primitives: Points and lines, line drawing algorithms, mid-point circle and ellipse algorithms. Filled area primitives: Scan line polygon fill algorithm, boundary-fill and flood-fill algorithms.

UNIT III

2-D Geometrical transforms: Translation, scaling, rotation, reflection and shear transformations, matrix representations and homogeneous coordinates, composite transforms, transformations between coordinate systems.

UNIT IV

2-D Viewing : The viewing pipeline, viewing coordinate reference frame, window to view-port coordinate transformation, viewing functions, Cohen-Sutherland and Cyrus-beck line clipping algorithms, Sutherland-Hodgeman polygon clipping algorithm.

UNIT V

3-D Object representation: Polygon surfaces, quadric surfaces, spline representation, Hermite curve, Bezier curve and B-spline curves, Bezier and B-spline surfaces. Basic illumination models, polygon rendering methods.

UNIT VI

3-D Geometric transformations: Translation, rotation, scaling, reflection and shear transformations, composite transformations, 3-D viewing: Viewing pipeline, viewing coordinates, view volume and general projection transforms and clipping.

UNIT VII

Visible surface detection methods: Classification, back-face detection, depth-buffer, scan-line, depth sorting, BSP-tree methods, area sub-division and octree methods

UNIT VIII

Computer animation: Design of animation sequence, general computer animation functions, raster animation, computer animation languages, key frame systems, motion specifications

www.engineershup.in

TEXT BOOKS:

1. "Computer Graphics C version", Donald Hearn and M. Pauline Baker, Pearson education.
2. "Computer Graphics Principles & practice", second edition in C, Foley, VanDam, Feiner and Hughes, Pearson Education.

REFERENCE BOOKS:

1. "Computer Graphics Second edition", Zhigand xiang, Roy Plastock, Schaum's outlines, Tata Mc Graw hill edition.
2. "Procedural elements for Computer Graphics", David F Rogers, Tata Mc Graw hill, 2nd edition.
3. "Principles of Interactive Computer Graphics", Neuman and Sproul, TMH.
4. "Principles of Computer Graphics", Shalini, Govil-Pai, Springer.
5. "Computer Graphics", Steven Harrington, TMH
6. Computer Graphics, F.S.Hill, S.M.Kelley, PHI.
7. Computer Graphics, P.Shirley, Steve Marschner & Others, Cengage Learning.
8. Computer Graphics & Animation, M.C.Trivedi, Jaico Publishing House.
9. An Integrated Introduction to Computer Graphics and Geometric Modelling, R.Goldman, CRC Press, Taylor & Francis Group.
10. Computer Graphics, Rajesh K.Maurya, Wiley India.

**JAWAHARLAL NEHRU TECHNOLOGICAL UNIVERSITY
HYDERABAD**

III Year B.Tech. IT - II Sem	L	T/P/D	C
	4	-/-	4

(56055) DATA WAREHOUSING AND DATA MINING

UNIT I

Introduction: Fundamentals of data mining, Data Mining Functionalities, Classification of Data Mining systems, Data Mining Task Primitives, Integration of a Data Mining System with a Database or a Data Warehouse System, Major issues in Data Mining.

Data Preprocessing: Need for Preprocessing the Data, Data Cleaning, Data Integration and Transformation, Data Reduction, Discretization and Concept Hierarchy Generation.

UNIT II

www.engineershup.in

Data Warehouse and OLAP Technology for Data Mining: Data Warehouse, Multidimensional Data Model, Data Warehouse Architecture, Data Warehouse Implementation, Further Development of Data Cube Technology, From Data Warehousing to Data Mining

Data Cube Computation and Data Generalization: Efficient Methods for Data Cube Computation, Further Development of Data Cube and OLAP Technology, Attribute-Oriented Induction.

UNIT III

Mining Frequent Patterns, Associations and Correlations: Basic Concepts, Efficient and Scalable Frequent Itemset Mining Methods, Mining various kinds of Association Rules, From Association Mining to Correlation Analysis, Constraint-Based Association Mining

UNIT IV

Classification and Prediction: Issues Regarding Classification and Prediction, Classification by Decision Tree Induction, Bayesian Classification, Rule-Based Classification, Classification by Backpropagation, Support Vector Machines, Associative Classification, Lazy Learners, Other Classification Methods, Prediction, Accuracy and Error measures, Evaluating the accuracy of a Classifier or a Predictor, Ensemble Methods

Unit V

Cluster Analysis Introduction :Types of Data in Cluster Analysis, A Categorization of Major Clustering Methods, Partitioning Methods, Hierarchical Methods, Density-Based Methods, Grid-Based Methods, Model-Based Clustering Methods, Clustering High-Dimensional Data, Constraint-Based Cluster Analysis, Outlier Analysis.

UNIT VI

www.engineershup.in

Mining Streams, Time Series and Sequence Data: Mining Data Streams, Mining Time-Series Data, Mining Sequence Patterns in Transactional Databases, Mining Sequence Patterns in Biological Data, Graph Mining, Social Network Analysis and Multirelational Data Mining:

UNIT VII

Mining Object, Spatial, Multimedia, Text and Web Data: Multidimensional Analysis and Descriptive Mining of Complex Data Objects, Spatial Data Mining, Multimedia Data Mining, Text Mining, Mining the World Wide Web.

UNIT VIII

Applications and Trends in Data Mining: Data Mining Applications, Data Mining System Products and Research Prototypes, Additional Themes on Data Mining and Social Impacts of Data Mining.

TEXT BOOKS:

1. Data Mining – Concepts and Techniques - Jiawei Han & Micheline Kamber, Morgan Kaufmann Publishers, Elsevier, 2nd Edition, 2006.
2. Introduction to Data Mining – Pang-Ning Tan, Michael Steinbach and Vipin Kumar, Pearson education.

REFERENCE BOOKS:

1. Data Mining Techniques – Arun K Pujari, 2nd edition, Universities Press.
2. Data Warehousing in the Real World – Sam Aanhory & Dennis Murray Pearson Edn Asia.
3. Insight into Data Mining, K.P.Soman, S.Diwakar, V.Ajay, PHI, 2008.
4. Data Warehousing Fundamentals – Paulraj Ponnaiah Wiley student Edition
5. The Data Warehouse Life cycle Tool kit – Ralph Kimball Wiley student edition
6. Building the Data Warehouse By William H Inmon, John Wiley & Sons Inc, 2005.
7. Data Mining Introductory and advanced topics –Margaret H Dunham, Pearson education
8. Data Mining, V.Pudi and P.Radhakrishna, Oxford University Press.
9. Data Mining: Methods and Techniques, A.B.M Shawkat Ali and S.A.Wasimi, Cengage Learning.
10. Data Warehouse 2.0, The Architecture for the next generation of Data Warehousing, W.H.Inmon, D.Strauss, G.Neushloss, Elsevier, Distributed by SPD.

**JAWAHARLAL NEHRU TECHNOLOGICAL UNIVERSITY
HYDERABAD**

III Year B.Tech. IT - II Sem	L	T/P/D	C
	3	1/-/-	3

(56056) EMBEDDED SYSTEMS

Unit - I

Embedded Computing : Introduction, Complex Systems and Microprocessor, The Embedded System Design Process, Formalisms for System Design, Design Examples. (Chapter 1 from Text Book 1, Wolf).

Unit - II

The 8051 Architecture : Introduction, 8051 Micro controller Hardware, Input/Output Ports and Circuits, External Memory, Counter and Timers, Serial data Input/Output, Interrupts. (Chapter 3 from Text Book 2, Ayala).

Unit - III

Basic Assembly Language Programming Concepts : The Assembly Language Programming Process, Programming Tools and Techniques, Programming the 8051. Data Transfer and Logical Instructions.

(Chapters 4,5 and 6 from Text Book 2, Ayala).

Unit - IV

Arithmetic Operations, Decimal Arithmetic. Jump and Call Instructions, Further Details on Interrupts.

(Chapter 7 and 8 from Text Book 2, Ayala)

Unit - V

Applications : Interfacing with Keyboards, Displays, D/A and A/D Conversions, Multiple Interrupts, Serial Data Communication. (Chapter 10 and 11 from Text Book 2, Ayala).

Unit - VI

Introduction to Real - Time Operating Systems : Tasks and Task States, Tasks and Data, Semaphores, and Shared Data; Message Queues, Mailboxes and Pipes, Timer Functions, Events, Memory Management, Interrupt Routines in an RTOS Environment.

(Chapter 6 and 7 from Text Book 3, Simon).

Unit - VII

Basic Design Using a Real-Time Operating System : Principles, Semaphores and Queues, Hard Real-Time Scheduling Considerations, Saving Memory and Power, An example RTOS like uC-OS (Open Source); Embedded Software Development Tools: Host and Target machines, Linker/Locators for

Embedded

www.engineershutub.in

Software, Getting Embedded Software into the Target System; Debugging Techniques: Testing on Host Machine, Using Laboratory Tools, An Example System. (Chapter 8,9,10 & 11 from Text Book 3, Simon).

Unit - VIII

Introduction to advanced architectures : ARM and SHARC, Processor and memory organization and Instruction level parallelism; Networked embedded systems: Bus protocols, I2C bus and CAN bus; Internet-Enabled Systems, Design Example-Elevator Controller.

(Chapter 8 from Text Book 1, Wolf).

TEXT BOOKS :

1. Computers and Components, Wayne Wolf, Elsevier.
2. The 8051 Microcontroller, Third Edition, Kenneth J. Ayala, Thomson.

REFERENCES :

1. Embedding system building blocks, Labrosse, via CMP publishers.
2. Embedded Systems, Raj Kamal, TMH.
3. Micro Controllers, Ajay V Deshmukhi, TMH.
4. Embedded System Design, Frank Vahid, Tony Givargis, John Wiley.
5. Microcontrollers, Raj kamal, Pearson Education.
6. An Embedded Software Primer, David E. Simon, Pearson Education.

**JAWAHARLAL NEHRU TECHNOLOGICAL UNIVERSITY
HYDERABAD**

III Year B.Tech. IT - II Sem L T/P/D C

www.engineershub.in 0 -/3/- 2

(56619) EMBEDDED SYSTEMS AND DATA MINING LAB

EMBEDDED SYSTEMS LAB:

(Using 89c51 SDK (Software Development Kit))

EXP 1 : Write a program to

a) Read inputs from switches from 89c51 SDK

b) And blink the LED's in different patterns in 89c51 SDK.

EXP 2. Write a Program for serial Communication between Microcontrollers to PC vice versa

- For Microcontroller to PC communication the data should be transferred from microcontroller to PC Terminal window .

- For PC to microcontroller communication the data should be transferred from

PC terminal window to Microcontroller LCD display.

EXP 3. Write a Program for Encryption and Decryption.

- Use 4x3 keyboard interface (for enter data)

- Use LCD interface (display data)

- Use serial Communication (display data at PC terminal window)

EXP 4. Develop necessary interfacing circuit to read data from a temperature sensor and process using 89c51 SDK , the data has to be displayed on a PC Terminal window.

EXP 5. Sort RTOS on to 89c51 Microcontroller and verify.

- Run 2 to 3 tasks simultaneously on 89c51 SDK

- Use LCD interface ,LED interface, Serial communication.

EXP 6. Write a program to read input from switches display the switch number in seven segment display and Develop necessary interfacing circuit to process display . (example : if we press switch 1 it should display 1 on the seven segment display)

EXP 7. Write a program to read input from switches and turn on bulb which can works With 230 V AC using relay interface , develop necessary interfacing circuit for 89c52SDK. (example : if we press switch 1 it should turn on bulb 1 vice versa)

EXP 8. Write a program to display Real time Clock on SEVEN SEGMENT DISPLAY and Develop necessary interfacing circuit to process TIME

display .

www.engineershub.in

EXP 9. Write a program to implement calculator which can execute basic operations such as addition , subtraction, multiplication and division and develop necessary interfacing circuit for process the operations with 89c52 SDK.

- Use Keyboard Interface (for read input from user)

- Use 2-line LCD Interface (for display the input and display the output)

REFERENCES:

1) KVKKF Prasad : Embedded /Real-Time Systems , Dreamtech, Press.

2) The 8051 micro controller & Embedded Systems using assembly and C By Kenneth J. Ayala Dhananjay V. Gadre

Data Mining Lab:

Credit Risk Assessment

Description: The business of banks is making loans. Assessing the credit worthiness of an applicant is of crucial importance. You have to develop a system to help a loan officer decide whether the credit of a customer is good, or bad. A bank's business rules regarding loans must consider two opposing factors. On the one hand, a bank wants to make as many loans as possible. Interest on these loans is the bank's profit source. On the other hand, a bank cannot afford to make too many bad loans. Too many bad loans could lead to the collapse of the bank. The bank's loan policy must involve a compromise: not too strict, and not too lenient.

To do the assignment, you first and foremost need some knowledge about the world of credit. You can acquire such knowledge in a number of ways.

1. Knowledge Engineering. Find a loan officer who is willing to talk. Interview her and try to represent her knowledge in the form of production rules.

2. Books. Find some training manuals for loan officers or perhaps a suitable textbook on finance. Translate this knowledge from text form to production rule form.

3. Common sense. Imagine yourself as a loan officer and make up reasonable rules which can be used to judge the credit worthiness of a loan applicant.

4. Case histories. Find records of actual cases where competent loan officers correctly judged when, and when not to, approve a loan application.

The German Credit Data:www.engineershub.in

Actual historical credit data is not always easy to come by because of confidentiality rules. Here is one such dataset, consisting of 1000 actual cases collected in Germany. credit dataset (original) Excel spreadsheet version of the German credit data (Down load from web).

In spite of the fact that the data is German, you should probably make use of it for this assignment. (Unless you really can consult a real loan officer !)

A few notes on the German dataset

- DM stands for Deutsche Mark, the unit of currency, worth about 90 cents Canadian (but looks and acts like a quarter).
- owns_telephone. German phone rates are much higher than in Canada so fewer people own telephones.
- foreign_worker. There are millions of these in Germany (many from Turrkey). It is very hard to get German citizenship if you were not born of German parents.
- There are 20 attributes used in judging a loan applicant. The goal is the classify the applicant into one of two categories, good or bad.

Subtasks : (Turn in your answers to the following tasks)

1. List all the categorical (or nominal) attributes and the real-valued attributes separately.
2. What attributes do you think might be crucial in making the credit assessment ? Come up with some simple rules in plain English using your selected attributes.
3. One type of model that you can create is a Decision Tree - train a Decision Tree using the complete dataset as the training data. Report the model obtained after training.
4. Suppose you use your above model trained on the complete dataset, and classify credit good/bad for each of the examples in the dataset. What % of examples can you classify correctly ? (This is also called testing on the training set) Why do you think you cannot get 100 % training accuracy ?
5. Is testing on the training set as you did above a good idea ? Why or Why not ?
6. One approach for solving the problem encountered in the previous question is using cross-validation ? Describe what is cross-validation briefly. Train a Decision Tree again using cross-validation and report your results. Does your accuracy increase/decrease ? Why ? (10 marks)
7. Check to see if the data shows a bias against "foreign workers"

(attribute 20), or "personal-status" (attribute 9). One way to do this (perhaps rather simple minded) is to remove these attributes from the dataset and see if the decision tree created in those cases is significantly different from the full dataset case which you have already done. To remove an attribute you can use the preprocess tab in Weka's GUI Explorer. Did removing these attributes have any significant effect? Discuss.

8. Another question might be, do you really need to input so many attributes to get good results? Maybe only a few would do. For example, you could try just having attributes 2, 3, 5, 7, 10, 17 (and 21, the class attribute (naturally)). Try out some combinations. (You had removed two attributes in problem 7. Remember to reload the arff data file to get all the attributes initially before you start selecting the ones you want.)
9. Sometimes, the cost of rejecting an applicant who actually has a good credit (case 1) might be higher than accepting an applicant who has bad credit (case 2). Instead of counting the misclassifications equally in both cases, give a higher cost to the first case (say cost 5) and lower cost to the second case. You can do this by using a cost matrix in Weka. Train your Decision Tree again and report the Decision Tree and cross-validation results. Are they significantly different from results obtained in problem 6 (using equal cost)?
10. Do you think it is a good idea to prefer simple decision trees instead of having long complex decision trees ? How does the complexity of a Decision Tree relate to the bias of the model ?
11. You can make your Decision Trees simpler by pruning the nodes. One approach is to use Reduced Error Pruning - Explain this idea briefly. Try reduced error pruning for training your Decision Trees using cross-validation (you can do this in Weka) and report the Decision Tree you obtain ? Also, report your accuracy using the pruned model. Does your accuracy increase ?
12. (Extra Credit): How can you convert a Decision Trees into "if-then-else rules". Make up your own small Decision Tree consisting of 2-3 levels and convert it into a set of rules. There also exist different classifiers that output the model in the form of rules - one such classifier in Weka is rules.PART, train this model and report the set of rules obtained. Sometimes just one attribute can be good enough in making the decision, yes, just one ! Can you predict what attribute that might be in this dataset ? OneR classifier uses a single attribute to make decisions (it chooses the attribute based on minimum error). Report the rule obtained by training a one R classifier. Rank the performance of j48, PART and oneR.

www.engineershub.in

Task Resources:

Andrew Moore's Data Mining Tutorials (See tutorials on Decision Trees and Cross Validation)

- Decision Trees (Source: Tan, MSU)
- Tom Mitchell's book slides (See slides on Concept Learning and Decision Trees)
- Weka resources:
 - Introduction to Weka (html version) (download ppt version)
 - Download Weka
 - Weka Tutorial
 - ARFF format
 - Using Weka from command line

JAWAHARLAL NEHRU TECHNOLOGICAL UNIVERSITY HYDERABAD

III Year B.Tech. IT - II Sem L T/P/D C

www.engineershub.in 0 -/3/- 2

(56620) WEB TECHNOLOGIES LAB

Objective :

To create a fully functional website with mvc architecture. To Develop an online Book store using we can sell books (Ex amazon .com).

Hardware and Software required :

1. A working computer system with either Windows or Linux
2. A web browser either IE or firefox
3. Tomcat web server and Apache web server
4. XML editor like Altova Xml-spy [www.Altova.com/XMLSpy – free], Stylusstudio , etc.,
5. A database either Mysql or Oracle
6. JVM(Java virtual machine) must be installed on your system
7. BDK(Bean development kit) must be also be installed

Week-1:

Design the following static web pages required for an online book store web site.

1) HOME PAGE:

The static home page must contain three frames.

Top frame : Logo and the college name and links to Home page, Login page, Registration page,

Catalogue page and Cart page (the description of these pages will be given below).

Left frame : At least four links for navigation, which will display the catalogue of respective links.

For e.g.: When you click the link "CSE" the catalogue for CSE Books should be displayed in the Right frame.

Right frame: The pages to the links in the left frame must be loaded here. Initially this page contains description of the web site.

Logo	Web Site Name			
Home	Login	Registration	Catalogue	Cart
CSE	Description of the Web Site			
ECE				
EEE				
CIVIL				

Fig 1.1

2) LOGIN PAGE:

www.engineershub.in

This page looks like below:





Logo	Web Site Name			
Home	Login	Registration	Catalogue	Cart
CSE	Login : <input type="text"/> Password: <input type="password"/> <input type="button" value="Submit"/> <input type="button" value="Reset"/>			
ECE				
EEE				
CIVIL				

3) CATALOGUE PAGE:

The catalogue page should contain the details of all the books available in the web site in a table.

The details should contain the following:

1. Snap shot of Cover Page.
2. Author Name.
3. Publisher.
4. Price.
5. Add to cart button.

Logo	Web Site Name			
Home	Login	Registration	Catalogue	Cart
CSE		Book : XML Bible	\$ 40.5	<input type="button" value="Add to cart"/>
ECE		Author : Winston		
EEE		Publication : Wiely		
CIVIL		Book : AI	\$ 63	<input type="button" value="Add to cart"/>
	Author : S.Russel			
		Publication : Princeton hall	\$ 35.5	<input type="button" value="Add to cart"/>
		Book : Java 2		
		Author : Watson		
		Publication : BPB publications	\$ 50	<input type="button" value="Add to cart"/>
		Book : HTML in 24 hours		
		Author : Sam Peter		
		Publication : Sam publication		<input type="button" value="Add to cart"/>

Note: Week 2 contains the remaining pages and their description.

Week-2:

4) CART PAGE:

The cart page should look like this:

Logo	Web Site Name			
Home	Login	Registration	Catalogue	Cart
CSE	Book name	Price	Quantity	Amount
ECE	Java 2	\$35.5	2	\$70
EEE	XML bible	\$40.5	1	\$40.5
CIVIL	Total amount			\$130.5

5) REGISTRATION PAGE:

Create a "registration form" with the following fields

- 1) Name (Text field)
- 2) Password (password field)
- 3) E-mail id (text field)
- 4) Phone number (text field)
- 5) Sex (radio button)
- 6) Date of birth (3 select boxes)
- 7) Languages known (check boxes – English, Telugu, Hindi, Tamil)
- 8) Address (text area)

WEEK 3:**VALIDATION:**

Write JavaScript to validate the following fields of the above registration page.

1. Name (Name should contain alphabets and the length should not be less than 6 characters).
2. Password (Password should not be less than 6 characters length).
3. E-mail id (should not contain any invalid and must follow the standard pattern name@domain.com)
4. Phone number (Phone number should contain 10 digits only).

Note : You can also validate the login page with these parameters.

Week-4:

Design a web page using CSS (Cascading Style Sheets) which includes the following:

- 1) Use different font, styles:

In the style definition you define how each selector should work (font, color etc.).

Then, in the body of your pages, you refer to these selectors to activate the styles.

For example:

```
<HTML>
```

```
<HEAD>
```

```
<style type="text/css">
```

```
B.headline {color:red; font-size:22px; font-family:arial; text-
```

```
decoration:underline}
```

```
</style>
```

www.engineershub.in

```
</HEAD>
```

```
<BODY>
```

```
<b>This is normal bold</b><br>
```

```
Selector { cursor:value }
```

For example:

```
<html>
<head>
<style type="text/css">
.xlink {cursor:crosshair}
.hlink{cursor:help}
</style>
</head>

<body>
<b>
<a href="mypage.htm" class="xlink">CROSS LINK</a>
<br>
<a href="mypage.htm" class="hlink">HELP LINK</a>
</b>
</body>
</html>

<b class="headline"> This is headline style bold </b>
</BODY>

</HTML>
```

- 2) Set a background image for both the page and single elements on the page.

You can define the background image for the page like this:

```
BODY {background-image:url(myimage.gif);}
```


3) Control the repetition of the image with the background-repeat property.

As background-repeat: repeat

Tiles the image until the entire page is filled, just like an ordinary background image in plain HTML.

4) Define styles for links as

www.engineershub.in

A:link

A:visited

A:active

A:hover

Example:

```
<style type="text/css">
```

```
A:link {text-decoration: none}
```

```
A:visited {text-decoration: none}
```

```
A:active {text-decoration: none}
```

```
A:hover {text-decoration: underline; color: red;}
```

```
</style>
```

5) Work with layers:

For example:

LAYER 1 ON TOP:

```
<div style="position:relative; font-size:50px; z-index:2;">LAYER 1</div>
```

```
<div style="position:relative; top:-50; left:5; color:red; font-size:80px; z-index:1">LAYER 2</div>
```

LAYER 2 ON TOP:

```
<div style="position:relative; font-size:50px; z-index:3;">LAYER 1</div>
```

```
<div style="position:relative; top:-50; left:5; color:red; font-size:80px; z-index:4">LAYER 2</div>
```

6) Add a customized cursor:

```
Selector {cursor:value}
For example:
<html>
<head>
<style type="text/css">.
xlink {cursor:crosshair}
.hlink {cursor:help}
</style>
</head>

<body>
<b>
<a href="mypage.htm" class="xlink">CROSS LINK</a>
<br>
<a href="mypage.htm" class="hlink">HELP LINK</a>
</b>
</body>
</html>
```

Week-5:

Write an XML file which will display the Book information which includes the following:

- 1) Title of the book
- 2) Author Name
- 3) ISBN number
- 4) Publisher name
- 5) Edition
- 6) Price

Write a Document Type Definition (DTD) to validate the above XML file.

Display the XML file as follows.

The contents should be displayed in a table. The header of the table should be in color GREY. And the Author names column should be displayed in one color and should be capitalized and in bold. Use your own colors for remaining columns.

Use XML schemas XSL and CSS for the above purpose.

Note: Give at least for 4 books. It should be valid syntactically.

Hint: You can use some xml editors like XML-spy

Week-6:

VISUAL BEANS:www.engineershub.in

Create a simple visual bean with a area filled with a color.

The shape of the area depends on the property shape. If it is set to true then the shape of the area is Square and it is Circle, if it is false.

The color of the area should be changed dynamically for every mouse click. The color should also be changed if we change the color in the "property window".

Week-7:

1) Install TOMCAT web server and APACHE.

While installation assign port number 4040 to TOMCAT and 8080 to APACHE. Make sure that these ports are available i.e., no other process is using this port.

2) Access the above developed static web pages for books web site, using these servers by putting the web pages developed in week-1 and week-2 in the document root.

Access the pages by using the urls : <http://localhost:4040/rama/books.html> (for tomcat)

<http://localhost:8080/books.html> (for Apache)

Week-8:**User Authentication :**

Assume four users user1,user2,user3 and user4 having the passwords pwd1,pwd2,pwd3 and pwd4 respectively. Write a servlet for doing the following.

1. Create a Cookie and add these four user id's and passwords to this Cookie.
2. Read the user id and passwords entered in the Login form (week1) and authenticate with the values (user id and passwords) available in the cookies.

If he is a valid user(i.e., user-name and password match) you should welcome him by name(user-name) else you should display " You are not an authenticated user ".

Use init-parameters to do this. Store the user-names and passwords in the webinf.xml and access them in the servlet by using the getInitParameters() method.

Week-9:

Install a database(Mysql or Oracle).

Create a table which should contain at least the following fields: name, password, email-id, phone number(these should hold the data from the

registration form).

www.engineershub.in

Practice 'JDBC' connectivity.

Write a java program/servlet/JSP to connect to that database and extract data from the tables and display them. Experiment with various SQL queries.

Insert the details of the users who register with the web site, whenever a new user clicks the submit button in the registration page (week2).

Week-10:

Write a JSP which does the following job:

Insert the details of the 3 or 4 users who register with the web site (week9) by using registration form. Authenticate the user when he submits the login form using the user name and password from the database (similar to week8 instead of cookies).

Week-11:

Create tables in the database which contain the details of items (books in our case like Book name , Price, Quantity, Amount) of each category. Modify your catalogue page (week 2)in such a way that you should connect to the database and extract data from the tables and display them in the catalogue page using JDBC.

Week-12:

HTTP is a stateless protocol. Session is required to maintain the state.

The user may add some items to cart from the catalog page. He can check the cart page for the selected items. He may visit the catalogue again and select some more items. Here our interest is the selected items should be added to the old cart rather than a new cart. Multiple users can do the same thing at a time(i.e., from different systems in the LAN using the ip-address instead of localhost). This can be achieved through the use of sessions. Every user will have his own session which will be created after his successful login to the website. When the user logs out his session should get invalidated (by using the method session.invalidate()).

Modify your catalogue and cart JSP pages to achieve the above mentioned functionality using sessions.